



Discover the Dover Difference!



Exclusive Distributor

***DOVER
HOME IMPROVEMENT***

Windows, Doors, Siding, Seamless Gutters and more!



Dover & Company was founded on July 3rd, 1936 by Wilfred C. (Bill) Dover. After many generations, Dover & Company has remained committed to serving Michigan by producing the highest quality of products to our community. Today, Dover & Company is one of the largest full-service exterior improvement companies in Michigan, providing both Residential & Commercial sales and service. From garage doors to entry doors, from overhead doors to dock levels- Dover Does it! The Dover Team is committed customer service, responsiveness, and quality which has given us the opportunity to serve you year after year since 1936.

MISSION STATEMENT:

Dover & Company is committed to be the premier provider of quality exterior improvements for both Residential & Commercial. When it comes to Door, Windows, Siding, Seamless Gutters, and more Dover Does it! Dover & Co. provides superior customer service, innovation, and efficiency. Our passion is earning your trust through knowledge and exceptional work performance.

VISION STATEMENT:

Our vision is to be the most trusted partner and customer preferred provider of commercial & residential exterior solutions, repairs, and installation.

CORE VALUES:

Dover & Company is an innovative oriented company committed to a "Customer First" service ethic. We are committed to establishing long-term relationships with our customers and suppliers.

- *We value our employees who show dedication and excellence in customer service and their quality of work.*
- *We conduct business with honesty, integrity, accountability, and transparency.*
- *We maintain our hard work, efficiency, productivity, self-improvement, and a desire for continuous learning.*
- *We promote a team-centered environment where communication and collaboration are valued.*
- *We firmly believe that advertising to these core values will ensure our success and the accomplishment of our mission*



DOVER 3000

GLIDER




DOUBLE HUNG

Internal Grids* ◇N/A Diamond



Colonial flat or contour Satin Nickel Flat ◇ Antique Brass ◇ Slim Line Brass ◇




Prairie flat or contour Double Prairie flat or contour Diamond flat only



Obscure Glass Glue Chip Rain Glass

Colors



Screen Options




- BetterVUE® Screen Mesh**
Better Insect Screen
- 10% Better Insect Protection
 - 20% Better Airflow
 - 20% Clearer View



- Standard Screen Mesh**
- Sight more obstructed
 - Less Airflow than UltraVue & BetterVue
 - Proven and Reliable

*Also available in Pet Screen

* Options

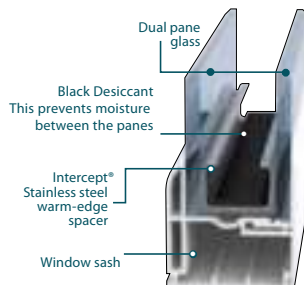


Foam Fill*



Intercept® Stainless
The Strongest Choice.™

Sealant Effectiveness & Gas Retention
The sealant provides the moisture vapor barrier for the I.G. unit. The longer the transmission path, the slower the rate that moisture will travel into the unit through the seal. Stainless Steel is impervious to gas transmission, improving gas retention and maximizing the insulation value of your window over time. Intercept® Stainless offers one of the best transmission paths to maximize window performance.



Glass Options

LOW-E COATING*

Low-emittance (Low-E) coating is a microscopically thin, virtually invisible metallic layer. It is most suited to climates with both heating and cooling concern

BENEFITS


- Reduces solar heat gain
- Reduces ultra violet light damage
- Reduces home heat loss

ARGON OR KRYPTON GAS FILL*


Both are non-toxic, colorless gases. Argon and krypton reduce convection currents in the space between the glass.

BENEFIT

- Reduces home heat loss



Twin



Picture with Flankers

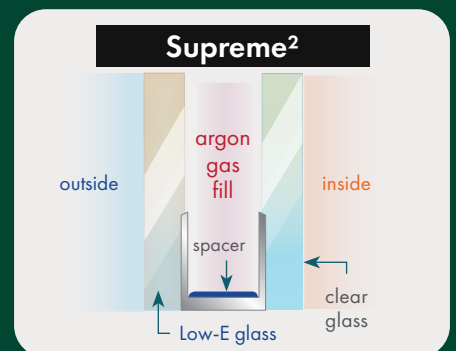
STANDARD

'Clear' Glass, INNERGY, Incerpt Stainless and Foam Fill

Supreme²

DOVER 3000	U	S	V	C
Double Hung	.27	.30	.55	58
Slider	.28	.30	.51	59
Picture	.27	.32	.59	61

SUPREME² UPGRADE



DOVER 7400



DOUBLE HUNG

- Stainless steel ½" balance system operates quietly and easily
- Top & bottom sash tilt inside for safe cleaning with recessed tilt latches see sash limit lock photo
- Double sash locks on windows 26" wide and over
- Standard half screen, optional full screen
- Sloped one piece sill positive water drain off
- No water leaks at sill




Ask about
**ENERGY STAR
QUALIFIED**
glass options



CASEMENT

Lock Bars: Stainless Steel multipoint locking system with full cam locking point adjustability.

Stainless Steel adjustable washability or egress hinges: Prevents corrosion; extends hardware life.



Foam Fill*

2 + 3 LITE GLIDERS

Our glider windows operate smoothly with brass rollers. Sash lift out for safe and easy cleaning inside the home. Standard operable panel screen[s], optional full screen

OPTIONS

Vinyl Colors



White Tan*

Interior Woodgrains*



Med Oak Cherry* Vintage Pecan*
Interior Woodgrain on white only

Exterior Paint Colors*

20 Year Warranty against fading • peeling • cracking



White Clay Brick Red Gray Bronze Architectural Bronze



Black Tan Beige Brown Green

Exterior Laminates*

20 Year Warranty against fading • peeling • cracking



Wicker Choco Brown Bronze Coal Black

Internal Muntins & Decorative Glass*



Colonial Prairie Style Double Prairie Style Diamond
n/a Slimline Brass/Contour

Glass Styles*



Flat Contour Satin Nickel Antique Brass Slim Line Brass View*



Floral† View Elongated† Floral View Obscure Glass Glue Chip Rain Glass
† ¾" V-groove

STANDARD

Supreme², INNERGY, Intercept
Stainless and Foam Fill

Supreme²

DOVER 7400	U	S	V	C
Double Hung	.27	.30	.54	59
Slider	.27	.29	.53	60
Picture	.27	.32	.57	60
Casement Picture	.26	.32	.57	61
Casement	.26	.29	.52	60
Awning	.26	.29	.52	57
Patio	.30	.31	.56	58

* Options

Vinyl Colors



White Tan

Internal Mini Blinds*



Alabaster White Tan Silver Gold

Interior Woodgrains*



Vintage Pecan Medium Oak Dark Oak Cherry Coppertone
n/a Brown Vinyl hardware color brown & woodgrains

Exterior Paint Colors*

20 Year Warranty against fading • peeling • cracking



White Clay Brick Red Gray Bronze Architectural Bronze



Black Tan Beige Brown Green

Colors shown are reproduced by mechanical process and may vary from actual colors of product. Use actual color selectors.
Options - matching contour grids • caulk • cladding
(cladding not exact match)

Simulated Divided Lites



Simulated Divided Lite (S.D.L.) kits are grids that are applied to the glass with extra strength adhesion sealant at the factory on the inside and outside of the sashes. There are flat aluminum grids between the glass with the Simulated Divided Lites. This gives the look of a traditional true divided lite window.

Internal Muntins & Decorative Glass*



Colonial Prairie Style Double Prairie Style Diamond
n/a Slimline Brass/Contour

Glass Styles*



Flat Contour Satin Nickel Antique Brass Slim Line Brass View+



Floral+ View Elongated+ Floral View Obscure Glass Glue Chip Rain Glass

‡ 3/8" V-groove

* Options



DOVER 8000



DOUBLE HUNG

True Position® Balance System
Stainless steel coil roll and unroll along frame
Quiet, easy operation, never slips

True Sloped Sill water moves away from home, no external weep holes to clog

Standard half screen, optional full screen



CASEMENT & AWNING

Casement and awning stop air infiltration with triple seal.

Handle folds into operator cover of casement and awning.

Casement multi-point lock secures in up to four places.

Clean casements from inside your home.

Hinged side of sash slides away from frame when opened 90°



GLIDER

Our glider windows operate smoothly with low friction rollers. Sash lift out for safe and easy cleaning inside the home. Standard operable panel screen[s], optional full screen

OPTIONS

GLASS PACKAGE INFO PAGE 7

Recognized as the Most Efficient ^{of} ENERGY STAR® 2021



**Most Efficient
2021**
www.energystar.gov



1

Product must be ENERGY STAR qualified consistent with applicable ENERGY STAR Partner Commitments and the requirements set forth in the latest version of the ENERGY STAR Program Requirements Eligibility Criteria for Windows Version 5.0. Product performance (U-factor and SHGC) must be certified by an EPA-recognized certification body.

2

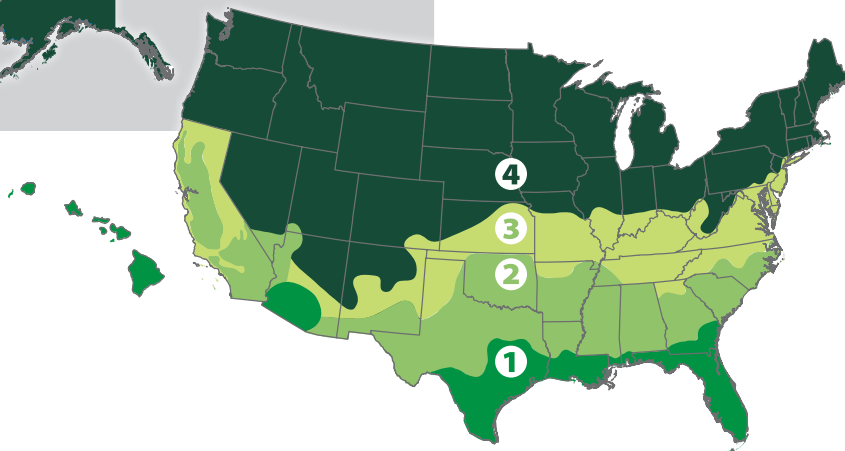
Products must be independently certified to meet the North American Fenestration Standard/ Specification (NAFS) with a Performance Grade ≥ 15 . Acceptable certification bodies shall be accredited to operate in accordance with ISO/ IEC Guide 65, by an accrediting body that is a signatory to the International Accreditation Forum Multilateral Recognition Agreement that operates in accordance with ISO/IEC 17011. NAFS certification does not require an EPA-recognized certification body.

3

Products must meet the applicable requirements shown in the table below:

Note: SHGC = Solar Heat Gain Coefficient


Climate Zone	U-Factor	SHGC
Northern	0.27	ANY
North-Central	0.30	≤ 0.40
South-Central	0.30	≤ 0.25
South	0.40	≤ 0.25



- Northern
- North-Central
- South-Central
- Southern

INNERGY®

Rigid Thermal Reinforcements



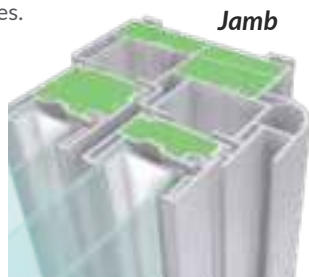
Foam Filling Benefits

Not all vinyl-framed windows are created equal. Some are insulated; some are not. Your energy dollars could be leaking out of your window frames if they are not filled with ENVIRONMENTAL GREEN™ polyurethane foam - the same type of foam that insulates your refrigerator and thermos.

Our window frames insulated with ENVIRONMENTAL GREEN™ foam give you:

- Increased Energy Savings
- Lowers the U-Value which increases thermal performance
- Increases the R-Value

Maximize your window energy efficiency. Insist on ENVIRONMENTAL GREEN™ polyurethane foam-filled window frames.



STANDARD

Ultimate², INNERGY, Intercept Stainless and Foam Fill

Intercept® Stainless with Foam



Ultimate²

DOVER 8000	U	S	V	C
Double Hung	.18	.23	.41	69
Slider	.19	.23	.41	70
Picture	.16	.26	.47	75
Casement Picture	.16	.24	.43	76
Casement	.16	.21	.36	73
Awning	.16	.21	.36	73
Patio	.21	.24	.43	63



Dover Door & Window
DOVER 8000 Double Hung
Foam Fill
Intercept® Stainless
Ultimate² with Argon

ENERGY PERFORMANCE RATINGS

U-Factor (U.S./I-P)

.18

Solar Heat Gain Coefficient

.23

ADDITIONAL PERFORMANCE RATINGS

Visible Transmittance

.41

Manufacturer stipulates that these ratings conform to applicable NFRC procedures for determining whole product performance. NFRC ratings are determined for a fixed set of environmental conditions and a specific product size. NFRC does not recommend any product and does not warrant the suitability of any product for any specific use. Consult manufacturer's literature for other product performance information. www.nfrc.org



ENERGY STAR® Qualified
In All 50 States

Innergy is the innovative, energy-efficient alternative to aluminum. Rigid Thermal Reinforcements are advanced fiberglass reinforced resin inserts, designed to slide easily into window and door frame chambers for greater support and insulation.

Better Thermal Performance

Up to 700 times better than aluminum in material-to-material comparisons.

Better Thermal Break

Impervious to cold or heat.

Better protection against condensation

Helps prevent staining that can occur with metal reinforcements.

Better flexibility

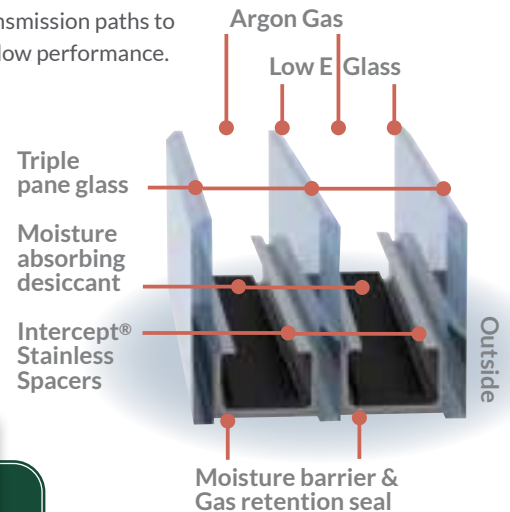
Will not permanently set when impacted.

Intercept Stainless

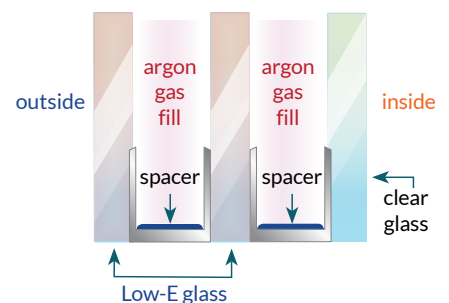
The Strongest Choice.™

Sealant Effectiveness & Gas Retention

The sealant provides the moisture vapor barrier for the I.G. unit. The longer the transmission path, the slower the rate that moisture will travel into the unit through the seal. STAINLESS Steel is Impervious to gas transmission, improving gasretention and Maximizing the insulation value of your window over time. Intercept® Stainless offers one of the best transmission paths to maximize window performance.



Ultimate 2*



* Options

DOVER 8000

GARDEN

Our three dimensional vinyl window lets the sunshine in, yet keeps the weather out.





Internal Muntins

‡ 3/8" V-groove




Seat Board, Head Board, Jamb

Vinyl



Solid Surface Acrylic Seat Boards* LG HI-MACS®



Colors shown are reproduced by mechanical process and may vary from actual colors of product. Use actual color selector.

GARDEN WINDOW

Our three dimensional vinyl window lets the sunshine in, yet keeps the weather out.

1" Warm Edge glass spacer system: Two panes of glass sealed onto a treated spacer reduce temperature transfer and condensation


.1" Insulated seat board option increases R value to 6.22

Fully welded vinyl frame and sash is seamless, strong and pristine

Aluminum and steel reinforcements

Tempered double strength top glass

Adjustable 3/8" Polished Edge Glass Shelves*
Multi-Point Locking System
Tight Seal + Secure





4 Lite Bay with casing, stain & lighting options.



3 Lite Bay with Concave Copper Roof option.

DOVER 8000

BAY & BOW

Features

Timberstrand® engineered wood support system between windows is stronger than ordinary wood.



Maintenance-free clad exterior white or tan vinyl or painted aluminum. Standard birch, optional oak interior. Hanging cable system, optional knee braces.

Bay - picture window flanked by two operable windows: double-hung or casement.

Bow - all windows same size picture windows flanked by two operable windows, usually casement

Options

- Hip roof to accepts shingles
- Hip or concave aluminum roof in 29 colors
- Hip or concave copper roof
- Stain & lacquer interior to match oak wood grain windows
- White or beige paint & lacquer interior
- White or beige plastic laminate seat
- Insulated seat
- 1-3 recessed lights, clear lenses white or brushed nickel trim rings

ALL COLOR & GLASS OPTIONS

LIMITED LIFETIME TRANSFERABLE WARRANTY



3 to 6 light bows aluminum hip roof in sierra tan*

Recessed Lighting

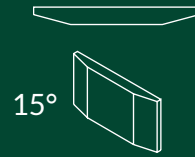
1, 2 or 3 lights, low voltage halogen bulb[s] & transformer included



5 Lite Bow with Hip Roof option.



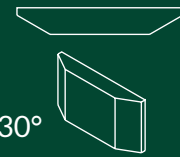
Bays same width shown Bows same width shown



15°



15°



30°



30°



45°



45°

Box Bay



90°



10° Bows same width shown

4



5





6



DOVER 8000

PATIO

Standard Size*

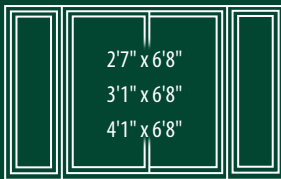


Custom Sizes*

two panel widths - 36" to 95 1/2"
three panel widths - 95" to 142 7/8"
max height - 84"

SIDE LITES (DOVER 8000 ONLY)

Standard Sizes



Custom Sizes

width 1'6" to 4'1" | max height - 84"

AS VIEWED FROM OUTSIDE

Two panel-left or right panel glides
Three panel-center glides left or right

**LIMITED LIFETIME
TRANSFERABLE
WARRANTY**

**3 Point, Multi-Point
Lock Security Upgrade***
When door contacts frame,
steel hooks automatically
lock at two additional points
along the frame.

Foot-operated lock provides an extra lock point
allowing for partial opening for secure ventilation.

Handle Sets (with exterior key lock)



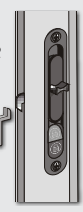
Satin Nickel* Polished Brass* Antique Brass* Black* Aged Bronze* Coppertone Standard on Woodgrains

Hook Lock



Two Point

Screen Handle



1580 standard



Tan White

Exterior Laminates*

N/A with Dark Oak Interior Woodgrain

20 Year Warranty
against fading,
peeling, cracking



Wicker Choco Brown Bronze Coal Black



**ALL COLOR
& GLASS
OPTIONS PLUS**



Arch View Glass

Intercept Stainless
The Strongest Choice™



Solid-steel, zinc-plated
tandem rollers glide
smoothly. Corrosion
resistant Iridium coating.

Features & Benefits

Fusion-welded door panel corners and frame top for a strong, seamless door.

Our vinyl formulation retains its color and smooth surface.

Vertical main frame and door panel reinforced with aluminum.

Foam filled, vertical main frame adds strength and insulating performance.

Over/Under interlock and double weather-stripping where door panels meet.

Sliding door panel and main frame meet with triple weather-stripping.

Vinyl-Wrapped Threshold/Sill is more thermally efficient.

Safety glass.

Sturdy, extruded, aluminum screen frame in white, tan or brown. Standard fiberglass mesh. Optional aluminum or pet mesh.

Foam Fill



Pet Screen





ENTRY DOORS
Ask about our decorative glass and slab offerings.



VARIOUS PAINT & STAIN OPTIONS





CONNECT WITH US:



VISIT US AT OUR SHOWROOM!

*Serving: Detroit, Flint, Lansing, Pontiac, Port Huron, Saginaw,
& everywhere in between - Dover Does It!*

FLINT

2435 S. Grand Traverse
Flint, MI 48503

PONTIAC

352 Cesar E Chavez Ave
Pontiac, MI 48342

SAGINAW

2857 Enterprise Court
Saginaw, MI 48603

WWW.DOVERCOMPANY.COM